

**HIGGIN**  
ALL METAL  
**SCREENS**



**W** *HAT a joy to open wide your windows and doors . . . to allow sunlight and cooling breezes to refresh every nook and corner of your home! What a joy to know that only the sun and air will gain entrance . . . that flies and other insects are barred by an almost invisible protection!*





## FOREWORD

**U**NTIL a few years ago screens were screens—nothing more. A four-sided, bulky frame of wood with cloth tacked on—anything to keep out unwelcome insects! Such screens could not last, of course. Each year of their short life they were rewired, patched and painted. Screens were an accessory and looked the part.

Today Higgin has made screening a creative and practical art, a craft that only the specialist can master. Higgin screens are definitely designed to enhance the architectural harmonies of the home—to give better protection than ever before—to give long years of satisfactory service and to be inconspicuous as screens should be.

Every Higgin Screen is specially designed, measured and built for the opening it is to protect and adorn; trim, metal screens that slide smoothly and easily in metal guides, or roll up into permanent housings in the top members of the window frames, or swing on silent hinges. Doors beautifully finished in wood or metal—a perfect screen for every opening—window, door or porch.

To insure these results, The Higgin Manufacturing Company, since its organization in 1893, has built up a corps of highly trained specialists, skilled in solving the most intricate screening problems. Installation of Higgin Screens is done by careful, highly trained workmen. Thousands of Higgin installations have been in use for more than a quarter of a century and are still giving satisfactory service to happy owners.

A Higgin specialist is stationed in your locality, ready to assist and co-operate with home owners and to furnish estimates free of charge.

The following pages will show you how Higgin has handled the screening of fine residences and buildings throughout the United States and Canada. And, what is more important, these pages will doubtless convince you that there is one best type of screen for your particular need—and that it is decidedly to your advantage to entrust your own screening problem to the organization best prepared and equipped to handle it.

**THE HIGGIN MANUFACTURING COMPANY**  
NEWPORT, KENTUCKY





## Rolling Screens

**T**HE ever popular out-opening casement window which may be swung full to summer breezes, demands careful thought when screens are chosen. They must, of course, be on the inside and so designed as to be artistically a part of the whole, yet so conveniently arranged as to be easily and quickly opened and closed. Higgin offers three types: Rolling Screens, Horizontal Sliding Screens and Hinged Screens.

Although especially suited to outward-swinging casement windows—single, double or group, The Higgin Rolling Screen may be used to good advantage in almost any type of window where inside screens are required.

It completely eliminates your annual storing and installing problem. It is permanently in place, either concealed in the top frame of your window,—or, in case of homes already built, installed inconspicuously as part of the window itself. The statuary bronze finish of the exposed parts blends with any interior decorative effect. Simply pull the screen down or push it up — it glides smoothly and silently, allowing immediate access to the sash hardware — without interfering with curtains or drapes.

The exclusive features of Higgin Rolling Screens are illustrated on Page 17.



(Above)—Note how effectively Higgin Rolling Screen is adapted to this narrow type of window.

(Right)—Raising bar of Rolling Screen is partially raised on this double out-opening casement.



(Below)—Higgin Rolling Screens permit sunlight and fresh air to flood this beautiful living room. In winter the screens are rolled up and concealed in inconspicuous box at transom bar.



They roll up and down, in metal guide strips, as easily as a window shade . . . at a mere touch of your finger you have immediate access to the window. When rolled up for storage the screens disappear into metal housing at the head of the window. Anaconda Bronze Wire Mesh is used exclusively.





## Horizontal Sliding Screens

**I**F OR double or group casements Higgin Horizontal Sliding Screens are simple, attractive and convenient. Here, too, there is no interference with drapes. Here especially Higgin Screens, with frames a mere inch wide, are in accord with the slender trimness of steel casements. Like all Higgin Screens they may be of bronze, so neutral in color as to blend with the most complicated decorations; or of steel, finished in black or colors which best harmonize with the trim of the window, becoming an essential feature of the room decoration.

On the window sill are neat channel guides or grooved tracks; at top, channel-shaped metal guides; between these the screens slide back and forth easily and smoothly. You may have them arranged in groups of two or more, sliding by one another; you may have them divided exactly to conform to the architectural effect of the opening.

*(Right)—In this group, where the center light is fixed, only the two movable casements are screened. A neat guide fixture at transom eliminates the necessity of screening the fixed lights above.*



*(Right)—There is no interference with drapes and shades in this living room group of casements. Screens sliding horizontally by one another give easy access to window hardware and furnish no barrier to sun or air.*



*(Below)—Here in the dining room of this country club where complete protection is so necessary, Higgin Horizontal Sliding Screens have effectively solved the problem.*



*Slide them to one side with a gentle push. They are absolutely out of the way when you want to wash or operate your windows. Another push will bring them snugly back into place. For storage, just slip them out—it can be done in an instant—and put them away.*






## Side Hinged Screens

**L**IKE the Rolling Screens and the Horizontal Sliding Screens, Hinged Screens fill a particular requirement. Where windows are topped in circular, Gothic or other pattern or bowed as illustrated, the side hinged screens are practically a requirement. Hinged screens are patterned exactly to fill the classic curves of an arch or the lines of a graceful Gothic.

The hinging feature of Hinged Screens is unique. No unsightly hinges are visible at any time. There is a fixed pivot at top, and another at bottom arranged with invisible spring and small trigger. A slight pressure on the trigger pulls the pivots back when screen is to be removed. When screen is in place the pivots are entirely concealed. When they are out, stored for the winter, the small keepers at top and sill are practically unnoticeable.

Side Hinged Screens may be single or double. Conveniently operating latches prevent outside tampering. Draw curtains are recommended where this type of screen is used. As in the case of all Hinged Screens this type may be furnished in bronze, or in steel with any color finish you desire . . . to match the color plan of the outside or to harmonize with the interior trim.



(Above)—Draw-type drapes allow this pair of side hinged screens to swing inward, permitting easy access to windows.



(Left)—In this single easement the in-swinging screen is colored to harmonize with tile walls of bath.

(Below)—These side hinged screens are bowed to meet the rounding of this charming bay. Note how inconspicuously the screens are a part of the whole.



A lift of the small lever latch releases the screen to swing smoothly inward. Slight pressure on the inconspicuous lever controlling the pivot hinge permits the screen to be removed from the window, leaving only small metal keepers barely noticeable at head and sill. You will be delighted with hinged screens.





## Screen Operator Units


**T**HE "Higgin Screen and Win-Dor Casement Operator Unit" is another ideal solution to the problem of out-swinging steel casements. Here a neat, inconspicuous, detachable or fixed crank is used to open and close the casement mechanically from the inside of the sill. The screen always remains in place and you do not have to move it to operate the window. All of the hardware of the Operator is covered by a neat metal stool on which the bottom of the screen rests, leaving smooth, clear sill surfaces, easy to dust and to clean.

This Higgin Screen and Operator Unit is durable, neat and convenient for use with practically any standard make of steel casement window. The Higgin All-Metal Screen hangs from its own upper frame on neat hangers and fastens with a simple catch on the bottom rail, so the screen can be easily slipped out for window washing. Since it fits perfectly flat against the steel casement frame without adjustment, standard sizes can be furnished. The entire unit is attractive and simple yet has the highest possible mechanical efficiency.

*Where the sill is unusually wide, as in the double casement at the right, brackets may be used to serve as a fulcrum for the crank.*

*On the narrow sill below brackets are not necessary but may be furnished if desired. The crank is detachable and may be used for all three casements or additional cranks may be used.*

*The illustration at the right shows a single casement equipped with the Win-Dor Operator and Higgin Screen Unit.*



*Four turns of the crank open or close the casement. In whatever position it is left, there it is automatically locked by the operating mechanism.*





## Stationary Screens for Inswinging Casements

**A**ND NOW - - casements swinging inward! On this page are illustrated some of the particularly successful Higgin installations of windows of this type, indicating the wide range to which uses of these screens are put. Full length Higgin Screens are placed outside. They are usually stationary as screens need not be moved except for storage when they are the easily removable.

One of the photographs shows the screen placed in stone reveals, one in a complete circle while still another is bowed to the contour of a charming bay. Each fits perfectly. Each performs its task of permitting the full and unobstructed passage of light and air and presenting an effective barrier to unwelcome insects.

The trim frames are scarcely noticed yet they hold in shape, taut and true throughout the years, the strong genuine rustless Anaconda fine mesh bronze cloth - - which is used exclusively in Higgin Screens. The standard mesh is a No. 16, but should you prefer a finer mesh, Higgin will furnish it.

There can be no wear-out to these screens, for the strong reinforced frames and tough mesh withstand weather and hard usage as effectively as they withstand flies. But should the cloth in Higgin Screens become torn or damaged by some accident, new cloth may be put in the frames very simply. This is the advantage of the Higgin rewirable feature. (See page 16 for details.)



Higgin Screens may be fitted to such odd shapes as the bull's eye illustrated above.

These stationary screens (right) on outside of inswinging casements, are bowed to the contour of the bay.



Bank window protected by grilles against unwelcome human intruders, by Higgin Screens against flies and insects



These casements (above) swing inward - - screens are outside and need not be moved except for storage in winter.







## Double Hung Windows

**TH**ERE are illustrated three convenient methods of screening double-hung windows. The full length, top-hinged screen, shown first, allows free ventilation at top or bottom or both. This is especially desirable in many rooms as either the upper or lower sash or both may be opened, thus permitting fresh air to enter without having the occupants of the room exposed to a draft.

Special stays are provided to hold screens open for window washing,—the screen need not be taken from the window.

The double vertical sliding screen also allows double ventilation, sliding in double channel guides attached to the jambs. These screens may be raised to any position, being held by compression springs attached to the metal frames.

The half-sliding screens operate in the same manner but cover only the lower sash of the window. Awnings may be used with all three of these screens.

The sliding types permit the use of flower boxes and shutters as well. All three types are simple to operate and work smoothly and easily. In winter, snap them out and store them. They take little room.

Compare the trim, narrow Higgin frame illustrated here with the old fashioned wide wood frame screen. Consider the additional sunlight and fresh air permitted to enter through Higgin All Metal Screens.

*Ventilation through the lower sash only is sufficient in many localities and a single vertical sliding screen may be used, as below. This screen extends to the meeting rail of the sash. It may be easily removed for storage.*



*(Above)—Screen is held open with stay rods for window washing. At the top are pivot hinges, one fixed, the other operated by a small inconspicuous trigger which is easily released when the screen is taken out for storage. Spring latches lock the screen at sides.*



*The illustration of double vertical screens (left), shows both top and lower sash partially open, permitting ventilation both top and bottom, but still protected from insects, etc.*



*The channel guides in which vertical sliding screens operate are a permanent part of the window. They may be finished to match the trim color. Each window is numbered and corresponding number tacks are placed in sill. There is no difficulty in finding the right screen.*





## Entrances

**T**HE front door is one of the most important architectural features of the house. Here the first impression is made on your guests. Here the very character of the household itself is established.

These photographs of Higgin installations illustrate what we mean by the phrase "Higgin Screens enhance the Architectural Harmonies of the Home." It may be seen at a glance that these screen doors are more than protection—they are factors of charm and beauty—conforming to the style and distinction of the opening.

Work of this character can be produced only by men of creative as well as practical ability. With the Higgin Specialists screen building is an art—a vital part of Architecture.

The beauty of many entrances has been marred—their carefully planned lines and subtle architectural harmonies absolutely destroyed—by a careless screening job. But with Higgin there is no entrance problem too difficult to solve *beautifully*—no balance of line too subtle to match with equally subtle screen design! Screens that enrich the character of the architectural whole, both inside and outside . . . screens that blend into the scheme of the doorways so perfectly as to become a necessary part of them — this is what Higgin achieves.

Study the door at the left, for example. Notice how essential to the opening and its surroundings are the vertical braces. Remove those sheer rising lines and something essential will be lost.



A single panel screen door for this colonial entrance above. Simplicity and dignity.



In this door (right) note how the vertical braces carry out the architect's design.

Another colonial door (below). Like the one above its charm is in its simplicity.

Here is a two panel screen door with Gothic head (below). This door has a special "weathered" finish to harmonize with the main house door.



Here (right) is a pair of single panel doors perfectly designed and proportioned. These doors have two bronze rods let into the door stiles serving as braces for added rigidity and as push bars.







## Doors

**H**IGGIN doors are made of the finest seasoned woods, oak, mahogany, walnut, pine and many others. Their substantial construction means years of service. Every joint is mortised and tenoned, glued and wedged so that year after year they hold their trim shape. Each door is designed and finished to be in exact harmony with the entrance to your home, whether it be painted, stained and varnished or given that weathered look so popular for English type homes. The fine mesh bronze cloth is held in special grooves with rattan splines, evenly taut throughout. Tacks and staples are not permitted in Higgin doors. Neat mouldings conceal the cloth grooves but they are easily removable should the cloth ever become damaged.


The illustrations on this page show a number of different types of Higgin Wood Doors with various types of grilles. But these are only a few of the many types that Higgin makes. Doors of any material and thickness may be had. Whether your architectural requirements call for a segment, circle or Gothic top or other irregular shapes, Higgin will furnish it for you. And the same great variety applies to Higgin grilles. In addition to the ones shown here and illustrated in detail on the next page, others may be especially designed, so that you are able to secure from Higgin the exact kind you desire for any particular door.

*A two panel door with diamond mesh guard (right). Guard of this type while often used for main entrance doors is more commonly used in service portion of homes.*


*Single panel door with No. 9 grille (below left). This is a flat ribbon type bronze grille capped with a two piece metal bar. This type grille without the bar cap is popular on two or more paneled doors.*



*In this single panel door (above) is a No. 4 Grille the detail of which is shown on the next page. This is a ribbon grille with a quarter twist and is capped with single scrolls.*



*Another two panel door (left) with raised moulding and square mesh wire guard. The guard wire may be of bronze or steel enameled.*




*This single panel door (above) has a No. 7 grille with cork-screw twist and is capped with double scroll. The raised moulding adds character to the door.*






## Metal Grilles




No. 4 grille (illustrated), heavy quarter twist bronze with single scroll top for single or upper panels.

No. 3 grille same as No. 4 except that it has no scroll and is intended for use in lower panels only.




No. 8 grille (illustrated), light quarter-twist with ribbons riveted between braces at top, for single or upper panels. No. 2 grille same as No. 8 except that it has no brace at top and is intended for use in lower panels only.




No. 7 grille (illustrated), heavy cork-screw twist with double scroll top for single or upper panels. No. 6 grille same as No. 7 except that it has no scroll and is intended for lower panels only.

# IH

HERE are some of the artistic grille designs used by Higgin in doors and porch panels. They serve as protection to the lower part of the screened opening and at the same time add to its appearance. In selecting the particular design to be used, the Higgin representative is careful to take into consideration the decorative elements in the home as well as the style and lines of the door-way or porch. The metal used in these grilles is of the highest quality obtainable—adding distinction as well as beauty. With the exception of No. 5, all Higgin grilles are finished a neutral tone statuary bronze to harmonize with any surroundings. Special designs are worked out to meet architectural requirements.

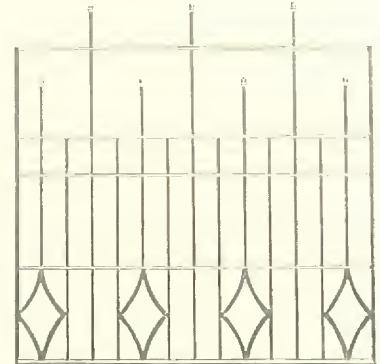


The above illustration shows type of loose pin hinge used on Higgin Screen doors.




The above mortise latch is equipped with dead bolt which may be operated from the inside only. A similar latch set can be furnished with cylinder lock.

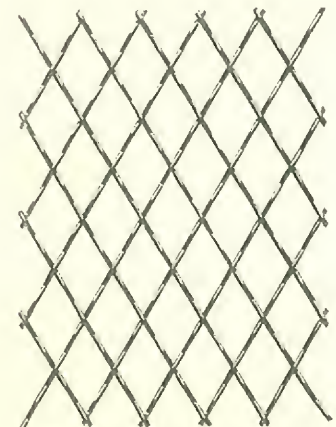
Higgin also supplies all the necessary hardware to go with the screens . . . locks, push-bars or push-plates, pulls, protecting bars, door-checks, etc. These may be finished to match the house hardware.



Grilles like the above may be adapted to single panel doors either covering half the opening or all of it. Other Grilles can be made to special design.



No. 9 grille (illustrated), flat with ribbons riveted to braces at top for single or upper panels. No. 1 grille same as No. 9 except that it has no brace at top and is intended for lower panels only.



No. 5 guard steel, japanned or bronze diamond mesh. This design may be used in single or in multiple paneled doors.





## Metal Doors

**H**IGGIN light bronze doors add distinction to the openings. They are beautifully finished in a medium statuary bronze and impart a quiet dignity and stately impression—dignified, yet warm and welcome.

Where there are full length casements opening inward, the screen doors may be attached to the outside as shown at the lower right hand corner of the page; where the casements open outward, they may be fitted to the side of the door frame as in the illustrations at the right. Here they become a decorative part of the interior as readily as the others harmonize with the exterior.

Where a full length opening *without* a door way is desired, the fixed panel shown below solves the screening problem beautifully. All Higgin Bronze doors, of course, whether double or single, may be furnished with specially designed heads to suit the particular architecture of the opening, thus carrying out in detail the spirit of the architect's plans.

For all full length casement doors, illustrated in center, whether they are used for terraces or balconies or porches, the Higgin narrow frames are particularly desirable.




(Above)—Light metal inside bronze doors with rails ideally suited to residence use. Note how doors harmonize with the oak panelling of interior.



(Right)—Pair 1 1/2" wide stile inside metal doors, opening on terrace, made in either steel or bronze, suitable for full length casement doors.



(Left)—Fixed panel outside where full length casement opens in. Transom also is screened. Panel is readily removable.



(Above)—A pair of light bronze doors outside with transom above.





## Screened Porches

**Y**OUR "warm weather living room"—absolutely free from insects. Think of the pleasure of reading out of doors on summer nights—out where it's cool and fresh—just as safe from bugs and mosquitoes as though you were in the house. The narrow frames and the almost invisible mesh of Higgin Screens do away with that closed-in feeling, and present no obstruction to the view. Yet they effectually bar out the unpleasant things that try to get at you in summertime.

When the construction of the porch is not adaptable to All-Metal Screening, wood screens may be used. Let the Higgin expert advise you as to the best method of treatment for your porch. He is able to supply you with the right kind of screens because we make wood screens as well as metal screens.


In any case, whether wood or metal is used, the finished job is highly gratifying, because Higgin builds every screen with the finest possible feeling for the architectural value of your porch . . . and the results are beautiful, as can be seen from the illustrations on this page.



*(Left)—An out-door living room has been made of this terrace. Screens extend to awning and porch may be completely dismantled in winter.*



*(Above)—This Higgin-screened out-door living room brings the joy of the surrounding woods into the room itself without annoyance of flies and other insects.*



*(Right)—The firm, narrow Higgin frames conform exactly to the contours of each opening and enhance the dignity of its line.*






## Special Types of Screens

**P**UBLIC buildings, such as apartments, hotels and hospitals, often find a need for pivoted or projected sash in many portions of the building. Frequently, the difficulty of screening such openings has caused the architects and owners to use ordinary sash where the special sash would have been more suitable. Higgin, however, has been able to work out a practical solution of such screening problems with the result that such openings can now be effectively screened without in the least impairing the appearance of the exterior, or violating the architectural harmonies.

For a center pivoted sash a neat, flat frame on the outside covers the upper opening and a similar screen covers the lower opening. Metal rolls attached to the ventilator provide a contact with both screens no matter in what position the sash may be tilted. Here is absolute protection without the slightest sacrifice of appearance or convenience.

A number of methods are possible for screening the projected sash. In the illustration to the right is shown a sash containing both projected in and out ventilators. The projecting out type is equipped with a top hinged screen contained in a neat metal box. Raising the screen permits easy access to the sash. A flat screen with special fixtures serves effectively the inward projecting type. In either case the screen may be quickly removed for storage.


These are only three of the many types of openings that can be screened by Higgin. Remember—there is no screening problem too difficult for Higgin to solve beautifully and efficiently.



(Above)—Note the flat screens (instead of the old-fashioned basket like unsightly equipment). How nicely they contact with the rolls attached to the ventilator.




(Left)—Although a metal box is necessary to overcome the projection of the hardware, this does not in the least detract from the appearance of the office, as will be seen in the illustration.



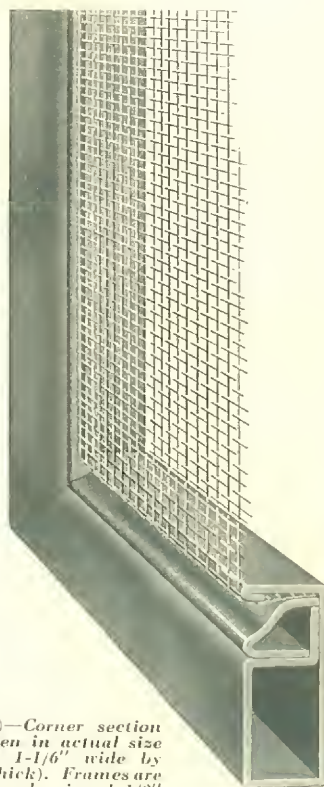
## Basement Screened Guards

Essential screens are those for basement windows. Being close to the ground they often undergo severe treatment. Here is illustrated a Higgin Combination Screen and Guard. There is little danger of a careless person damaging the screen wire, protected as it is by the heavy guard. This combination screen and guard may, of course, be used in many other places.


(Left)—The guard on this page is the same as that shown on page 11. The screen is locked in place on the inside and readily removable.




(Above)—A sectional view of Horizontal Sliding Screen, showing double channel guide at head and solid extruded brass track at sill.



(Right)—Corner section of screen in actual size (frame 1-1/6" wide by 7/16" thick). Frames are also made in 1-1/2" width. Note tubular construction and metal spline holding Anaconda wire mesh cloth tightly in position. Steel frames are enameled inside as well as out, thus adding to the long life of the screen.



The illustration above gives some idea how the fine mesh screen cloth is held so tightly in place. The "cloth" is first rolled into the groove. When the spline is inserted it draws cloth taut and holds it firmly. The spline is easily removed should wire cloth become damaged and need replacing. The cut away corner shows the heavy reinforcing in the corner of Higgin All Metal Screens. These rigid angles hold the frame perfectly in shape.



(Above)—A corner of the vertical sliding screen showing compression spring channel guide, lift handle and manner in which screens are numbered for identification. The number on the tack placed at sill corresponds with the number stamped on lift handle.




## Metal Frame Screens

**T**HE Higgin All Metal Frame Screen is of hollow or tubular construction made either of cold rolled, copper-bearing steel or of bronze, .032 inches in thickness. The steel frame is electro galvanized in the flat and all stiles and rails are electrically spotwelded through the spline groove. No solder is used on the steel frame screens, making it possible to enamel the frames both inside and out and bake them at the high temperatures necessary. Bronze frame screens are made of the best grade commercial bronze, soldered and finished to specification or left unfinished to weather.

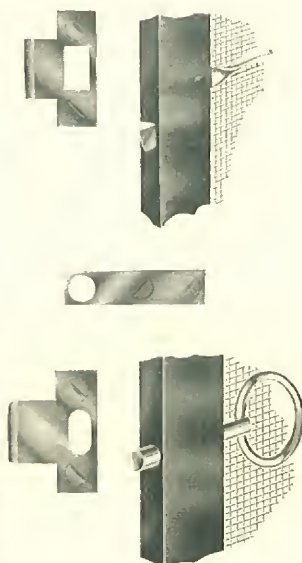
The frames are mitered at the corners and assembled on heavy reinforced corners locked mechanically into the moulding. The mesh or screen cloth is held in place by means of a cam-shaped spline so formed as to lock in place holding the cloth permanently taut. Splines may be easily removed.

### WIRE CLOTH


The cloth or netting used is Genuine Anaconda. Antique finish bronze; 16 meshes to the inch are usually furnished, but finer may be had when desired.



(Above)—Here is the spring pivot for hinged screens. When the screen is in the window the pivot is entirely concealed in the small, flat keeper shown. Pressure on the neat lever handle releases pivot and screen may be readily removed. No unsightly parts are exposed. The trigger latch and the spring bolt to right are convenient methods of locking hinged screens from inside.







(Above)—Sectional view through casement window, showing how rolling screen may be built in.

push of the raising bar will send the screen home to the assembly box where it will stay until again pressed into service.

One of the outstanding features of the Higgin All Metal Rolling Screen is that any part of the equipment may be removed and replaced without damaging any other member. By bending back the holding tangs at ends of box the end caps may be removed. Removing the one on the winding end permits access to the roller tube, spring, etc. The replacing of a spring is a simple job as the old one is slipped off and the new one slipped on. No rivets or screws to tamper with.


The screen wire cloth is fastened to both the roller tube and the raising bar by means of a rod spline held in a pear-shaped groove. All edges of the spline and groove are rounded so that there is no danger of cutting the cloth. To rewire a Higgin All Metal Rolling Screen it is only necessary to pull the old cloth out of the groove, crimp the new cloth around the splines and re-insert in the groove in roller tube and raising bar.

Remember—Higgin Rolling Screens are not only applicable to new work—they may be installed in old houses just as well and are suitable for almost any style of window. And the assembly boxes come in two sizes. The larger one is only 2½ inches square and holds sufficient screen to cover any opening up to 96 inches. The smaller one (2⅞ inches square), covers as much as 62 inches and is so inconspicuous that where a window has a fixed transom it may be installed at the transom bar without materially obstructing the light.

## Details of Higgin Rolling Screens

**T**HE equipment consists of a metal box in which are assembled the roller tube to which the wire cloth is attached, the spindle and coil spring, sixteen mesh genuine Anaconda Bronze Wire Cloth with double wire selvage edges, metal guides and a one-piece, rewirable raising-bar, complete with friction shoes and knob-operated spring bolts.

The smoothness of operation of the Higgin All Metal Rolling Screen is a revelation. The spring suspension is of a type in which binding or warping of the spring is impossible. It provides an even tension throughout the length of the equipment. A fineness of adjustment may be had so that the raising bar can be arranged to stop at a definite point in the height. In this way the raising bar when released will not fly to the top of the window out of reach, but rest at a convenient point, so that ready access may be had to window fastenings, and the screen immediately lowered again. Of course, if storage is desired an upward





*The screens here are almost invisible . . . appearing only as an accentuation of the architectural theme.*



*These houses are typical of the many thousands throughout the United States and Canada that Higgin has screened with the highest possible mechanical effectiveness and with the ultimate in beauty.*



## Typical Higgin Screened Residences


**E**VERY opening and every porch in your home should be screened with as much care and discrimination as the interior decorator uses in selecting your furniture and drapes. And the preceding pages have undoubtedly shown you that Higgin, backed by thirty-seven years experience, is in a unique position to give you this service.

Whether you are building a cozy bungalow or a magnificent mansion, the Higgin representative in your locality will give you intimate personal service — solving your screening problem the one best way . . . and solving it most economically. If you are now planning to build and if our representative has not already called on you, write us here at the home office. We will see that he gets in touch with you, and gives you an estimate, free of charge.





## Higgin All-Metal Weatherstrips



**T**O safeguard health by keeping out drafts and to affect a saving in fuel consumption, it is vitally important to eliminate the infiltration of cold air and dust and dirt.


No matter how effective the heating plant may be it cannot be entirely efficient if there are air leaks in the room. Cold air coming in through crevices between the sash and frame drives the warm air out of one side of the house with the result that there is overheating at one point and underheating at another.

Higgin All-Metal Weatherstrips correct this. With their special bronze insert equipment, on double-hung windows, they provide a permanent metal-to-metal contact. The sides of the bronze insert have spring tension and hug the ribs of the track tightly, shutting out cold air, dust and dirt, even though the sash shrink or swell. And yet the sash slide with the greatest ease. There is also Higgin weatherstrip equipment for all types of casements and doors, which absolutely prevent air and dirt leaks, yet do not interfere with the operation.



## Higgin All-Metal Access Panels

In modern buildings, quick access must be provided to concealed valves, fittings, joints, outlet boxes and other key points of the Plumbing, Heating, Refrigerating and Electrical systems. The Higgin All-Metal Access Panel answers this problem. It is furnished as a unit and can be installed in any type of wall construction. It is practically invisible . . . it fits flush with the wall surface and can be painted, decorated or papered over. Yet it can be opened instantly. Higgin Access Panels last as long as the buildings themselves.



## Higgin Venetian Blinds

The Higgin Venetian Blind permits you to enjoy full daylight and perfect ventilation without annoying drafts or the unpleasant glare of the sun. Whether the blind is fully or partially lowered, any number of slats may be tilted up or down by a stroke of the hand. Or they may all be tilted at once with the cord at the side. This great flexibility permits you to deflect and direct light and air currents at will—a thing which cannot be done with shades and awnings. Higgin Venetian Blinds are the last word in flexible light and air control, in quiet ease of operation, in architectural beauty, in efficient service and long life.



